



# SOSEN LED Driver, Your Smart Choice

## Specifications

### SS-200CNL Series LED Driver

Model: SS-200CNL-260\*

Description: 200W LED Driver

Rev.: V04

Release Date: 2020-09-17

# SS-200CNL Series LED Driver

**SOSEN**  
LED DRIVER



LED DRIVER

CNL Series



## Features:

- Efficiency up to 95%
- Isolated dimming:0-10V,PWM,Resistor
- Optional aux : 12V/0.2A
- IP65
- Protections: SCP/OTP/OVP
- Surge protection: CM: 4kV, DM: 4kV
- Warranty: 5 years



IP65

## Description :

SS-200CNL series are 200W round non-isolated constant current LED Driver. It is specially designed for high bay lights, high pole lights and commercial lightings with isolation dimming function.

Ultra high efficiency, compact housing design and fully potted thermally conductive silicon ensure LED Driver cooling and waterproof , high reliability, high cost performance and many more.

## Model List:

Model	AC Input Range	Max. Pout	Vout Range	Full Power Vo Range	Iout	THD(Typ.)	PF(Typ.)	Eff.(Typ.)	Max.Tc
SS-200CNL-260*	90-305Vac	200W	180-260V	240V-260V	0.7-1.0A	7%	0.97	95%	90°C

Note:

1.Default Tested: at 220Vac, full load, Ta 25°C.

2.The performance of the LED Driver can be guaranteed within the full power Vo range.The voltage lower than full power Vo range, it is need to test the performance with the LED module.

# SS-200CNL Series LED Driver

## “\*” Means Additional Function

“*”	DALI (suffix:D)	AUX 12V ( suffix:H)	Timing ( suffix:T)	0-10V/PWM /Resistor (suffix:B)	Remark
No Suffix					
B				✓	
BH		✓		✓	

## Input Characteristics:

Parameter	Min.	Typ.	Max.	Remark
Rated AC Input Range	100Vac		277Vac	
AC Input Range	90Vac		305Vac	Ref. derating curve
Input Frequency Range	47Hz	50/60Hz	63Hz	
Max Input Current			2.4A	100Vac, Full load
Max Input Power			230W	100Vac, Full load
Max Inrush Current(120Vac)			60A	Cold start
Max Inrush Current(220Vac)			100A	Cold start
Max Inrush Current(277Vac)			130A	Cold start
Standby Power			0.5W	220Vac/50Hz, Dim to off
Power Factor	0.95	0.97		220Vac/50Hz, Full load
	0.90			100-277Vac/50Hz, 70%-100% load
THD		7%	10%	220Vac/50Hz, Full load
			20%	100-277Vac/50Hz,70%-100% load

# SS-200CNL Series LED Driver

## O/P Characteristics:

Parameter	Min.	Typ.	Max.	Remark
O/P Voltage Range	180V		260V	
Rated O/P Voltage	200V		260V	$P_o = V_o \cdot I_o = 200W$ , Full load
Rated O/P Current	0.77A		1.0A	1.0A for 200V, 0.77A for 260V
Adj. O/P Current (AOC) Range	0.7A		1.0A	
No Load Voltage			310V	
Efficiency @120Vac	90.0%	92.0%		O/P 260V/0.77A
Efficiency @220Vac	93.0%	95.0%		O/P 260V/0.77A
Efficiency @277Vac	93.0%	95.0%		O/P 260V/0.77A
O/P Current Tolerance	-5%		+5%	
O/P Current Ripple(PK-AV)		5%	10%	
Start-up Current Overshoot			10%	Full load
Start-up Time			1.0S	120Vac, Full load
			0.5S	220Vac, Full load
Line Regulation	-2%		+2%	Full load
Load Regulation	-2%		+2%	
Temperature Coefficient	-0.03%/°C		+0.03%/°C	Tc: 0°C~90°C
OTP	90°C	100°C	110°C	> Tc Typ., Current derating < Tc Min., Current recovery
Short Circuit Protection			10W	Driver will not be damaged, Hiccup mode

# SS-200CNL Series LED Driver

## Other Characteristics:

Parameter		Min.	Typ.	Max.	Remark
Aux Power	O/P Voltage	10.8V	12V	13.2V	
	O/P Current			200mA	
0-10V Dimming (Optional)	Dim Vmax	0V		12V	DIM+ source current 110uA.
	Dim Range	10%Iomax		100%Ioset	Dimming prohibits reverse connection
	Rec.Dim Range	0V		10V	
PWM Dimming (Optional)	PWM High	9.8V		10.2V	DIM+ source current 110uA.
	PWM Low	0V		0.3V	Dimming prohibits reverse connection
	Frequency	1KHz		2KHz	
	PWM Duty	0%		100%	
Resistor Dimming (Optional)	Resistance	0Kohm		100Kohm	DIM+ source current 110uA.
	Dim Range	10%Iomax		100%Ioset	
Dim to Off (Optional)	Dim off	0.5V	0.7V	0.9V	
	Dim on	0.7V	0.9V	1.0V	
Lifetime(Tc≤72°C)		≥62,000 hours			80% load,220Vac
MTBF		200,000 hours			220Vac,Full load, Ta=25°C (MIL-HDBK-217F)
IP Grade		IP65			
Tc		90°C			
Warranty		5 years			Tc: 72°C
Net Weight		920g			
Dimension		Φ130.5mm*61.8mm			D x H

NOTE: All the parameters above are tested Ta 25°C and LED load, unless specified.

# SS-200CNL Series LED Driver

## Environmental Requirements

Parameter	Min.	Typ.	Max.	Remark
Operating Temperature(Tcase)	-40°C	25°C	+90°C	
Storage Temperature	-40°C	25°C	+90°C	
Operation Humidity	10%RH		90%RH	
Storage Humidity	5%RH		95%RH	
Altitude	-65m		4000m	

## Safety and EMI/EMS Standards

Certification	Standard	Status	Remark
UL/cUL	UL8750	✓	
TUV	EN 61347-2-13:2014/A1:2017 EN61347-1:2015 EN62493:2015	✓	
RCM	AS/NZS61347.2.13	✓	
BIS	IS15885:2012 Part 2 Sec 13		
CCC	GB 19510.14-2009	✓	
CE	EN 61347-2-13:2014 EN61347-1:2008+A1:2011+A2:2013	✓	

EMI/EMS	Criterion	Remark
Conduction Emission	EN55015:2013+A1:2015	
Radiation Emission	EN55015:2013+A1:2015	
Harmonic Current Emissions	IEC/EN 61000-3-2	Class C
Surge	IEC/EN61000-4-5	DM: 4kV,CM: 4kV,Criterion B
Ring Wave	IEC/EN 61000-4-12	DM: 4kV,CM: 4kV,Criterion B

# SS-200CNL Series LED Driver

## Safety Test Items:

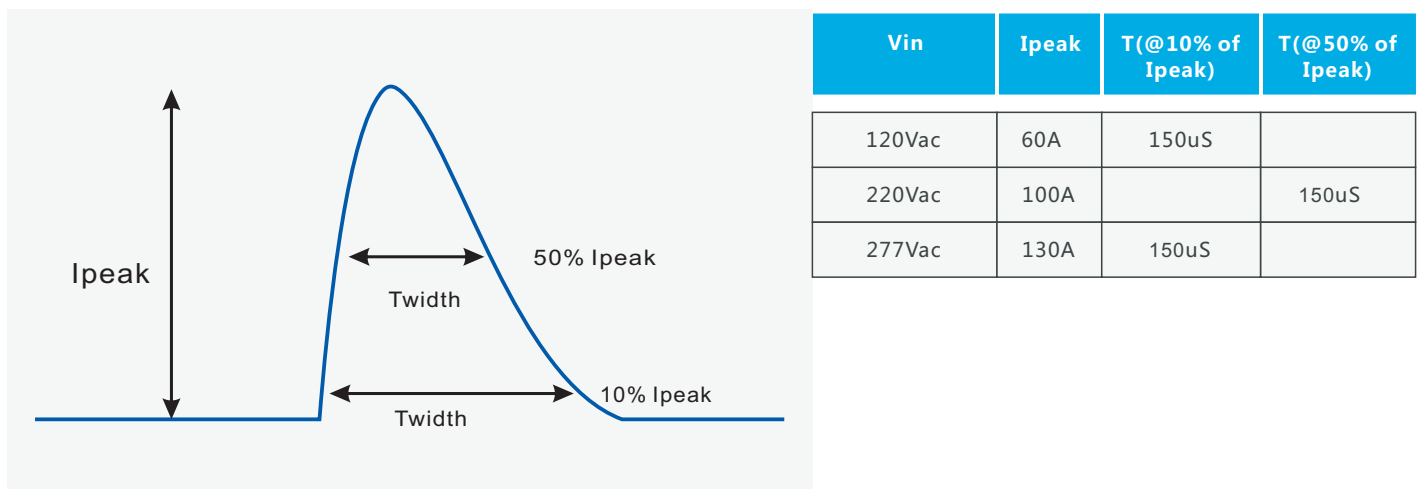
Safety test items	Technical Indicators			Remark
Insulation Requirements	UL Insulation Requirements	TUV Insulation Requirements	CCC Insulation Requirements	
Input-Case	1600Vac	1500Vac	1875Vac	Basic insulation
Input-Dim	1600Vac	3000Vac	3750Vac	Reinforced insulation
O/P-Dim	1600Vac	3000Vac	3750Vac	Reinforced insulation
Dim-Case	500Vac	500Vac	500Vac	Basic insulation
Insulation Resistance	$\geq 10M\Omega$			Input-Dim, Test voltage:500Vdc
Ground Resistance	$\leq 0.1\Omega$			25A/1min
Leak Current	$\leq 0.75mA$			277Vac

### NOTE:

1. SOSEN warrants the LED Driver itself complies with EMC standard. However, LED Driver's EMC should be re-checked when integrated into lighting systems due to unexpected interference of components.
2. Please short (ACL and ACN), (V+ and V-), (Dim+ and Dim - and Vaux+ and Vaux-)when Hi-pot test.
3. The CCC withstand voltage test needs to disconnect the built-in lightning protection tube. According to the IEC 60598-1:14 standard section 10.2, the "built-in lightning protection tube" can be marked on the nameplate to disconnect the discharge tube on testing.

## Performance Curves:

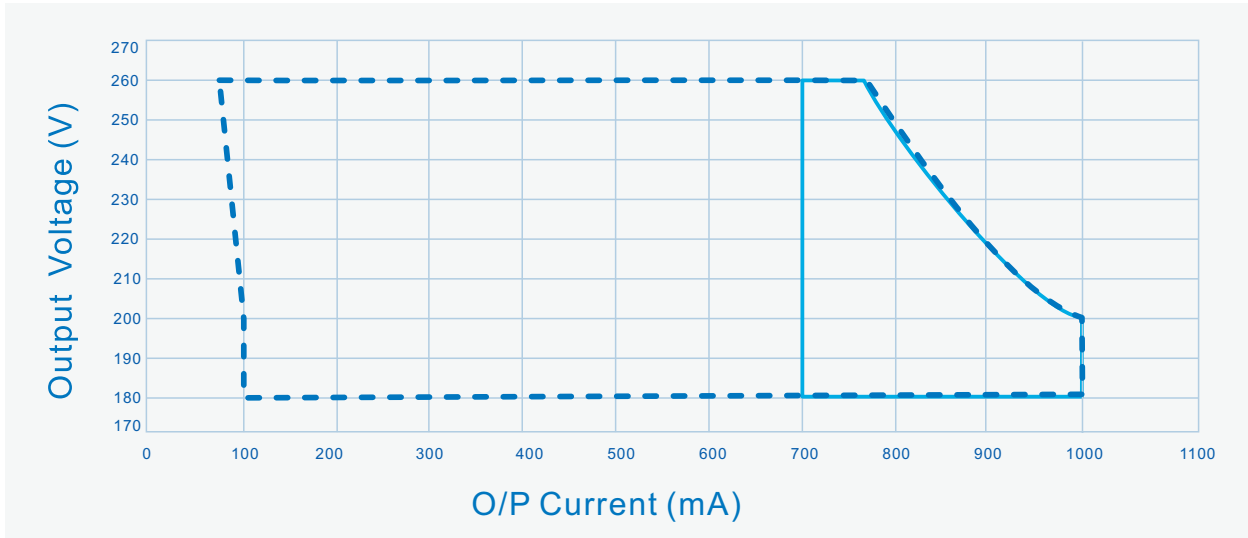
### Input Inrush Current



# SS-200CNL Series LED Driver

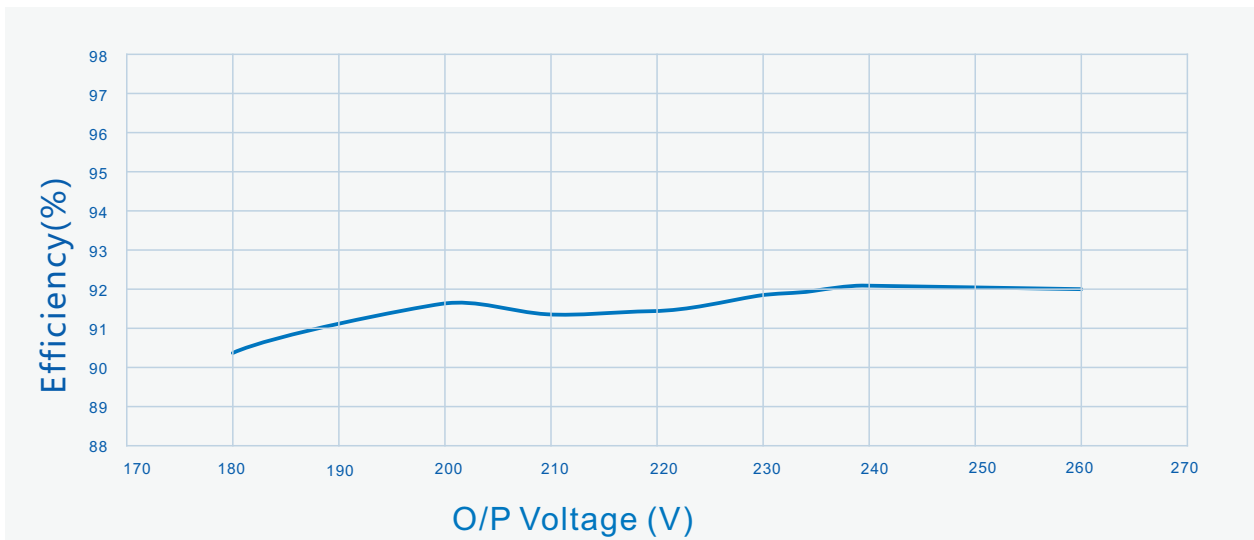
## Performance Curves:

O/P Voltage Vs. O/P Current(Dim/AOC Window)



----- Dimming Window      ————— AOC Window

Efficiency Vs. O/P Voltage (Vin=120Vac)



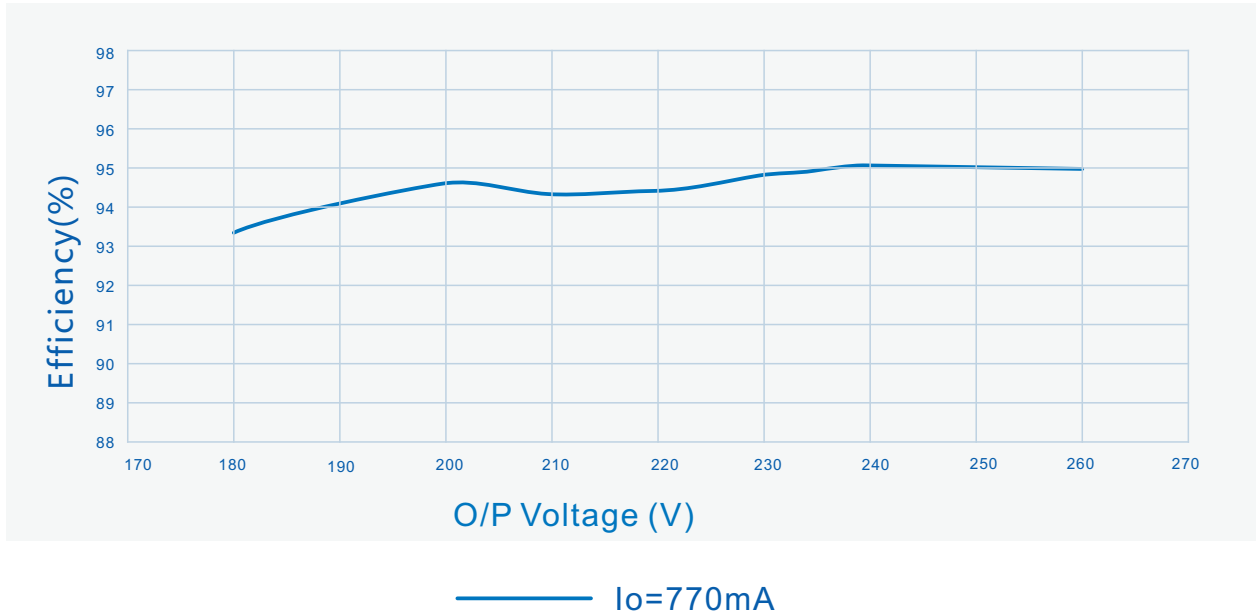
—————  $I_o = 770\text{mA}$



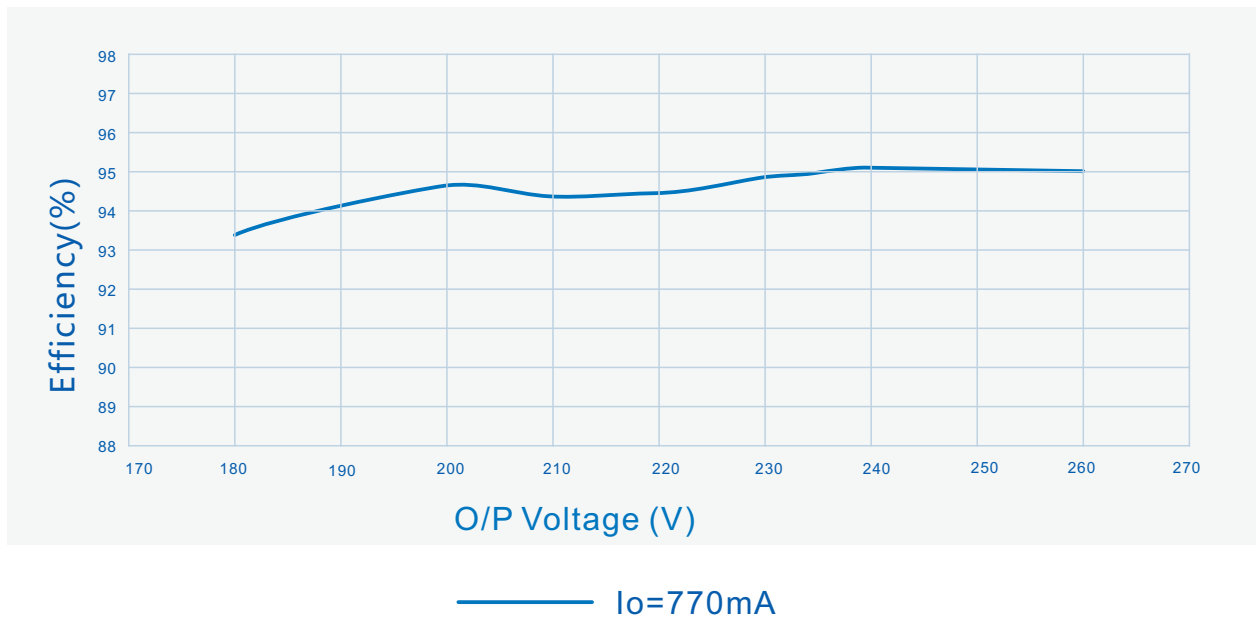
# SS-200CNL Series LED Driver

## Performance Curves:

Efficiency Vs. O/P Voltage ( $V_{in}=220V_{ac}$ )



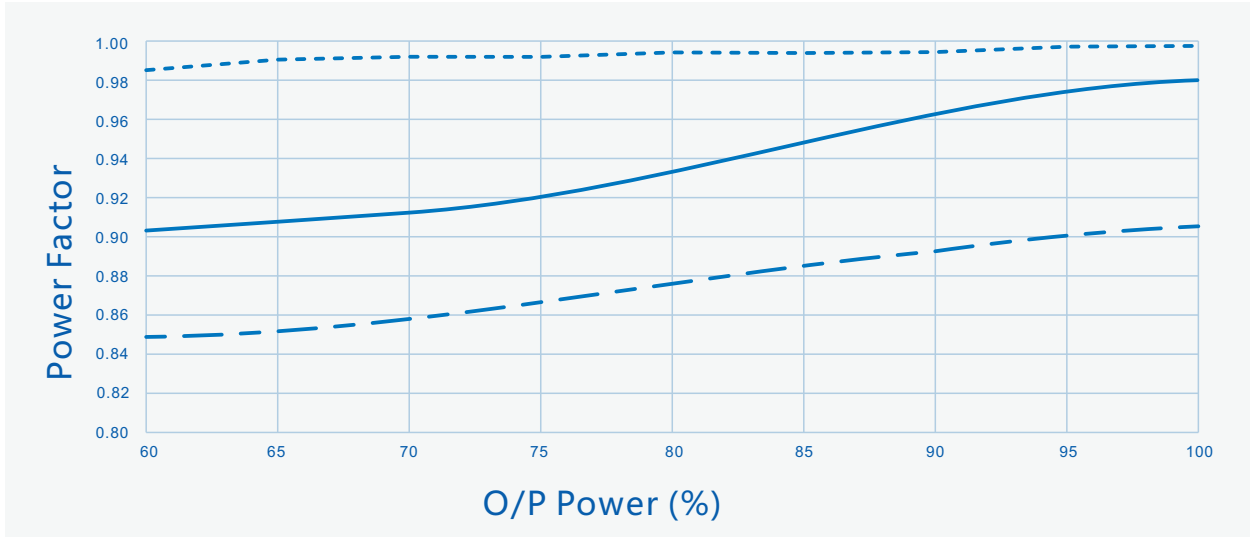
Efficiency Vs. O/P Voltage ( $V_{in}=277V_{ac}$ )



# SS-200CNL Series LED Driver

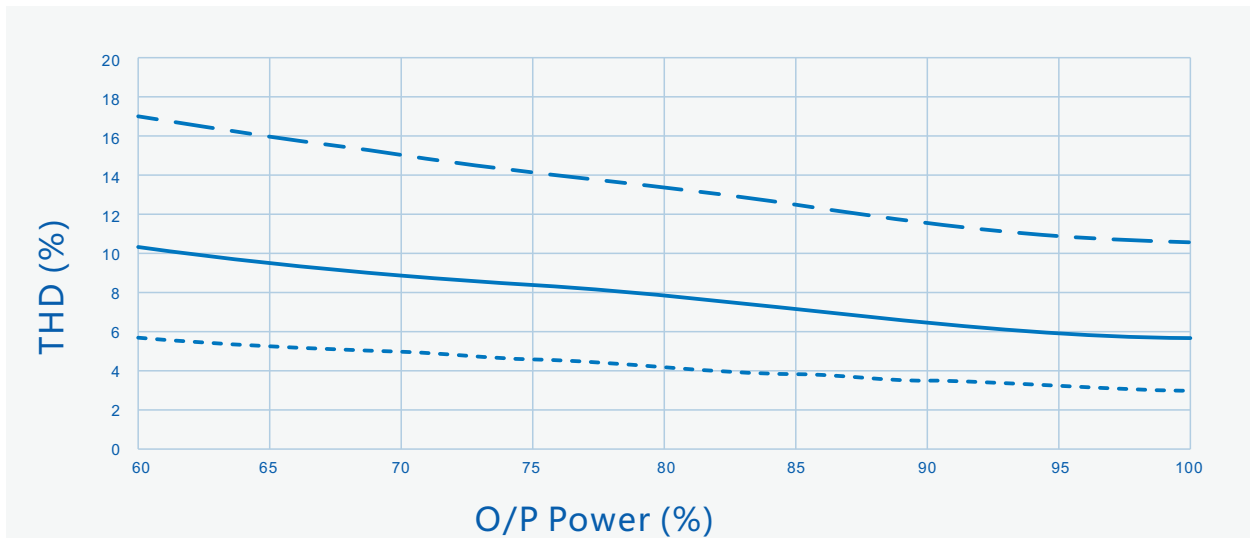
## Performance Curves:

Power Factor Vs. O/P Power



----- Vin=120Vac    ————— Vin=220Vac    - - - - Vin=277Vac

THD Vs. O/P Power

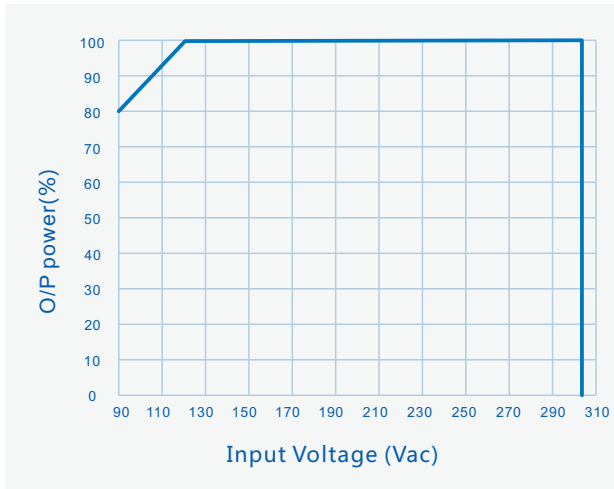


----- Vin=120Vac    ————— Vin=220Vac    - - - - Vin=277Vac

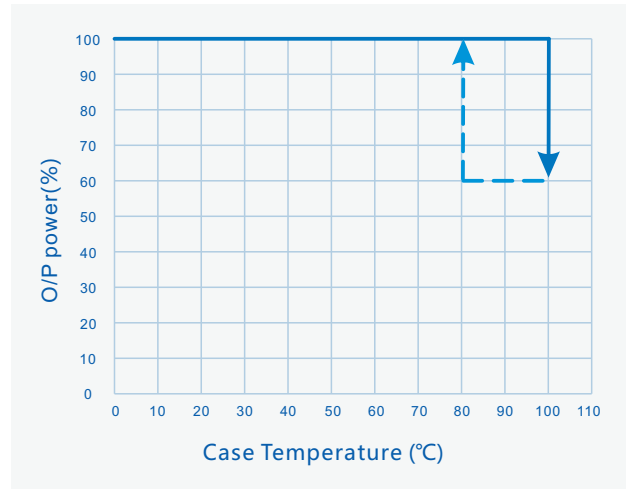
# SS-200CNL Series LED Driver

## Performance Curves:

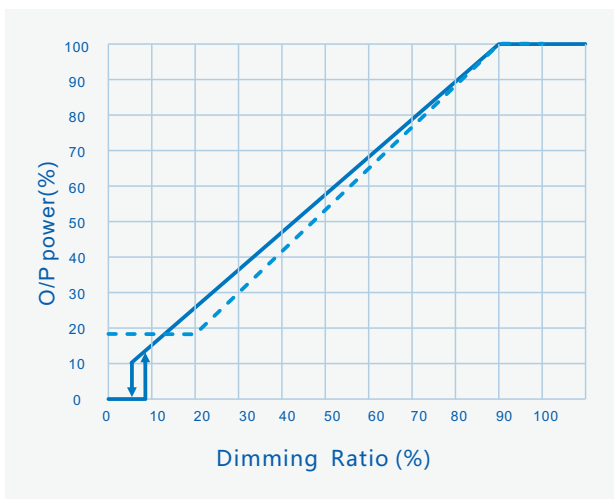
O/P power Vs. Input Voltage  
(Ta Max.60°C)



O/P power Vs. Case Temperature

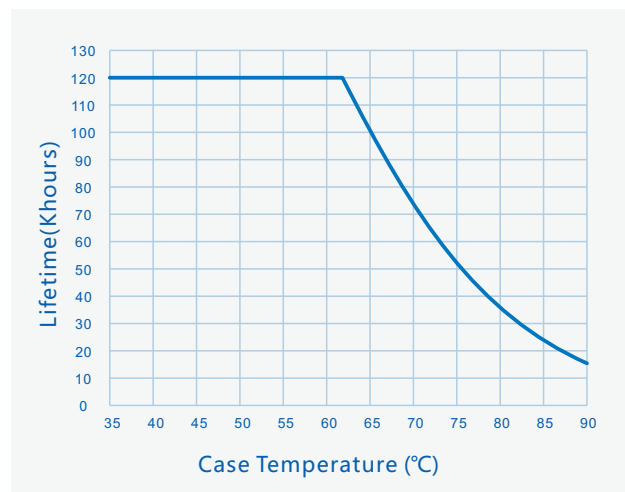


O/P Power Vs. Dimming



—— BH Type    - - - - - B Type

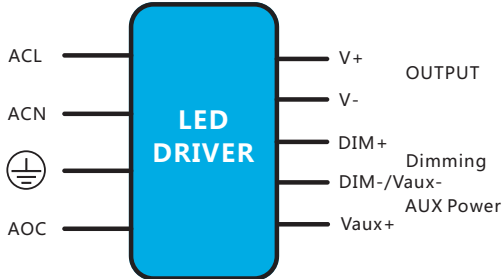
Lifetime Vs. Case Temperature



# SS-200CNL Series LED Driver

## Mechanical Characteristics:

INPUT



### AC Input Cable(Exposed Length 300±10mm):

UL model: SJTW,3\*18AWG,O.D: 7.8mm,Black:L,White:N,Green:⊕

EU model: H05RN-F,3\*1.0mm<sup>2</sup>, O.D:7.4mm,Brown:L, Blue:N,Yellow/Green:⊕

### DC Output Cable(Exposed Length 300±10mm):

UL model: SJTW,2\*18AWG,O.D: 7.3mm,Red:V+, Black:V-

EU model: H05RN-F,2\*1.0mm<sup>2</sup>, O.D:7.0mm, Brown:V+, Blue:V-

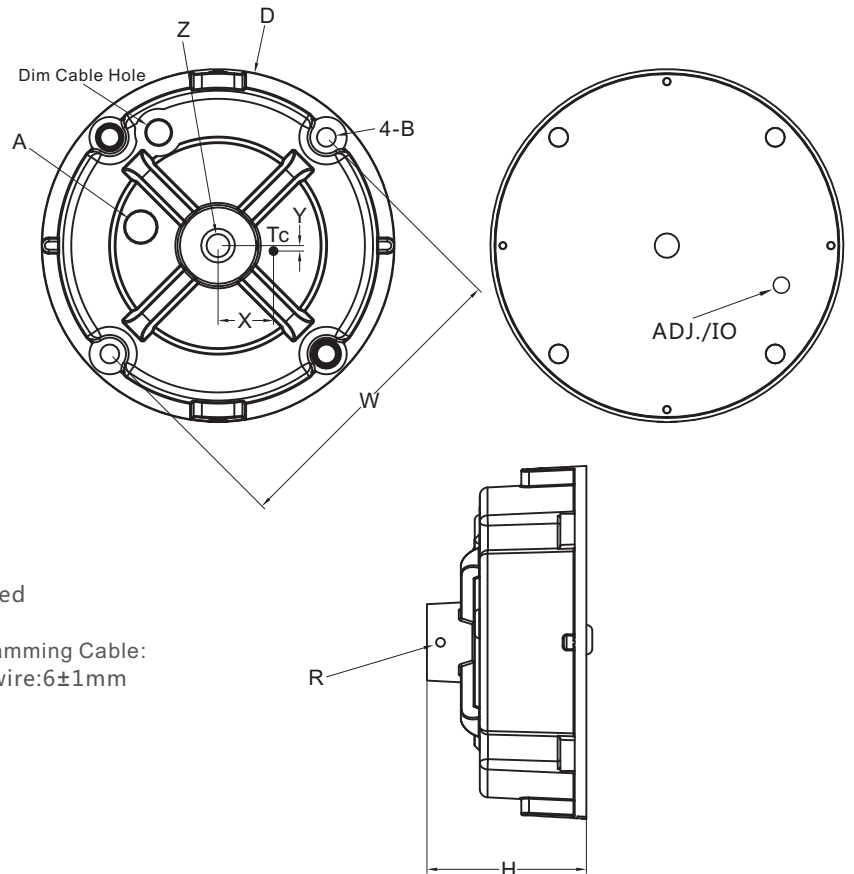
### DIM/AUX Cable(Exposed Length 220±10mm):

UL/EU Model(BH Model): UL 21996 3\*22AWG , O.D: 4.9mm , Purple: DIM+,

Gray: DIM-/Vaux-, Pink: Vaux+

UL/EU Model(B Model): UL 2733 2\*22AWG , O.D: 5.7mm , Purple: DIM+, Gray: DIM-

Name Description	Standard code	mm(In.)
Input line hole	A	11.5(0.45)
Fixed Screw Diameter	4-B	Φ7.0(0.28)
Case Diameter	D	Φ130.5(5.14)
Height	H	61.8(2.43)
Ring Hole	Z	M10*1.5(Depth 18mm) G1/2(Depth 17mm)
Ring Fixed Hole	R	M4*0.7
Fixed Size	W	113(4.45)
TC point position	X	20.4(0.8)
TC point position	Y	2.0(0.08)



Note :

1,Please follow the "LED Driver User Manual" obtained from SOSEN's official website for assembly.

2,AC Input Cable,DC O/P Cable,DIM/AUX Power/Programming Cable:  
Peeled length of cable:43±5mm, Tinned length of wire:6±1mm

# SS-200CNL Series LED Driver



## Assembly Tips

1. Highly recommended to seal the adjustable hole with silicon glue(#704 preferred) after adjusting the Driver' s output current. Avoid permanent damage to adjust the potentiometer with suitable strength.
2. Dimming or AUX Power tinned connectors should be capped if not used to avoid dimming or AUX Power parts damage from external signals.
3. Withstand voltage of dielectric layers between aluminum PCB and LED > 3KV.
4. Safety space between aluminum base and LED coppers > 5mm.
5. Safety space/coppers between LED+ and LED- > 1.8mm.
6. Minimize the copper area on the aluminum PCB to reduce parasitic capacitance and leakage current.
7. It is recommended to design LED beads in parallel first and then in series.

## Package

- Outside carton dimension: L×W×H =495mm×385mm×162mm;
- 9PCS/Carton;
- Net weight/Piece: 0.92kg;Gross weight/Carton: 9.78kg;
- Please refer to the product name, model number, manufacturer identification, QC PASS, manufacturing date on the package.

## Transportation

Packaging is designed suitable for transportation by trucks, vessels and flights. The products should be avoided direct sunlight and rain, loaded/unloaded with caution.

## Storage

The product storage meets the standard of the GB 3873 - 83.  
Products should be rechecked if stored for over 1 year before assembly.

## RoHS

Products comply with European Directive 2011/65/EC.

## Revision History

Version	Description of Update	Updated Date	Remark
V00	Original Release	2019/07/22	
V01	Update Installation Tips	2019/09/18	
V02	Add Auxiliary Source	2019/11/06	
V03	Update Structure Dimension Characteristics	2020/04/02	
V04	Update Mechanical Characteristics	2020/09/17	

