

NEW
2023

GAUDI

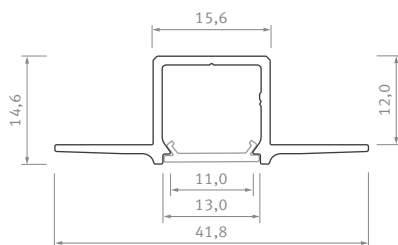
Profil LED / Profile LED

PL

Profil LED do montażu i wykończenia gładzi szpachlową zaprojektowany do instalacji jednej taśmy LED. Dzięki uproszczeniu konstrukcji pozwala na szybki i łatwy montaż.

EN

LED profile for installation and finishing with plaster, designed for one LED strip installation. Thanks to its simplified design, it enables quick and easy installation.



Sposoby montażu /
Assembly methods







GAUDI

GAUDI








Profil LED / Profile LED

Wymiary [mm] / Dimensions [mm]: 1000, 2020, 3000





	BIAŁY (lakierowany) white (lacquered)	CZARNY (lakierowany) black (lacquered)	SREBRNY (anodowany) silver (anodized)	SUROWY raw
Kolory profili Profile colors				
1,0 m	10-0951-10	10-0965-10	10-0974-10	10-0980-10
2,02 m	10-0951-20	10-0965-20	10-0974-20	10-0980-20
3,0 m	10-0951-30	10-0965-30	10-0974-30	10-0980-30
Szerokość taśmy LED (mm) LED strip width (mm)	do 12 up to 12			

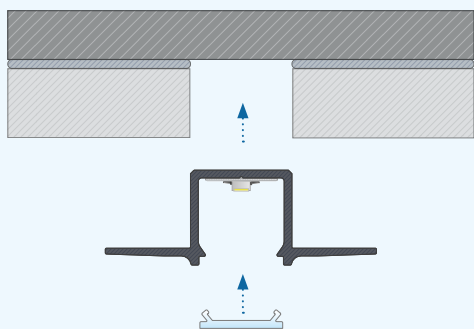
Klosze (PVC/PMMA/PC) / Covers

Wymiary [mm] / Dimensions [mm]: 1000, 2020, 3000

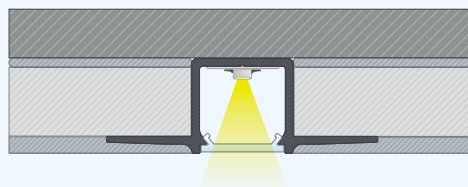
TRANSPARENTNY transparent	MROŻONY frozen	MLECZNY milky	FROSTED MLECZNY milky frosted	CZARNY PMMA black PMMA	LENS 15 lens 15	LENS 30 lens 30
BASIC						
						
1 m/PMMA 11-2350-10	1 m/PMMA 11-2302-10	1 m/PMMA 11-2251-10	1 m/PMMA 11-2406-10	1 m/PMMA 11-2017-10	1 m/PMMA 11-2060-10	1 m/PMMA 11-2080-10
1 m/PC 11-3013-10	1 m/PC 11-3012-10	1 m/PC 11-3011-10				

Zaślepki (tworzywo sztuczne) / End caps (plastic)

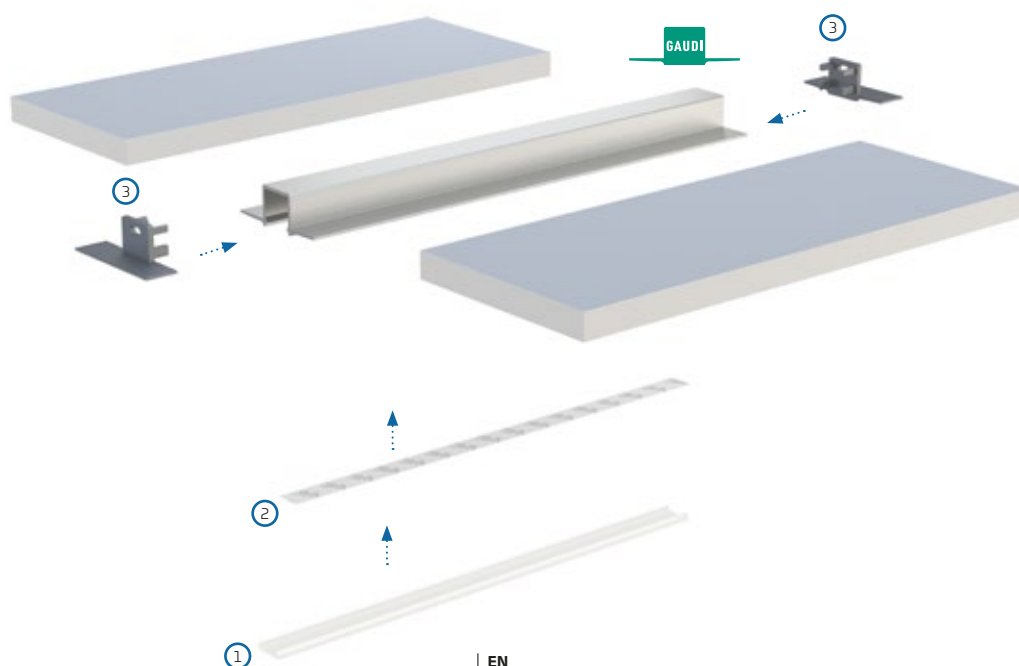
Z OTWOREM with a hole			
BIAŁY white	CZARNY black	SREBRNY silver	SZARY gray
BASIC			
			
ABS 12-1041-00	ABS 12-1042-00	ABS lacq. 12-1045-01	ABS 12-1044-00



PL
Instrukcja montażu profilu GAUDI z kloszem BASIC.



EN
Installation instruction for profile GAUDI with a BASIC cover.



PL
Schemat złożenia elementów systemu oświetleniowego w suficie z wykorzystaniem profilu GAUDI oraz (1) klosza BASIC, (2) taśm LED oraz (3) zaślepek z otworem.

EN
Assemble scheme for elements of the lighting system in ceiling using profile GAUDI and (1) BASIC cover (2), LED strips and (3) end cap with hole.

